

Namirial OTP - Android

Creation and activation of Namirial OTP

Intro

Namirial otp is an application for mobile dedicated to the generation of the One time passwords (disposable codes)

This type of password is used when it is required an higher level of authentication. (strong authentication).

The virtual OTP is necessary when:

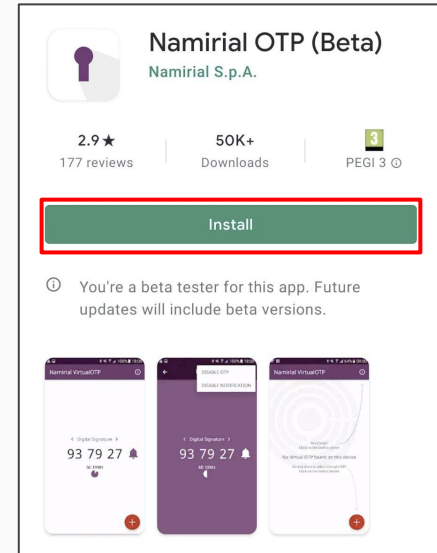
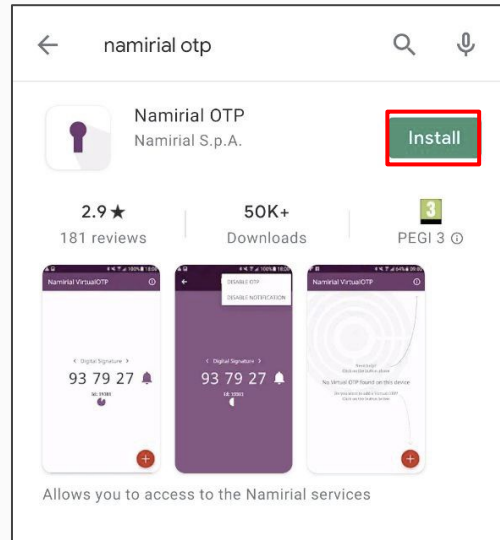
- Using a remote signature
- Logging into SPID level 2 or higher with Namirial ID
- Accessing the private area of Namirial TS

In this guide will be shown how to activate namirial Otp in Android systems.

Attention: this guide is based on app version: **4.2.0.5 or higher**

How to download it

Namiral otp application is free to download for Android (ver. 5 or higher) through [Google Play Store](#).

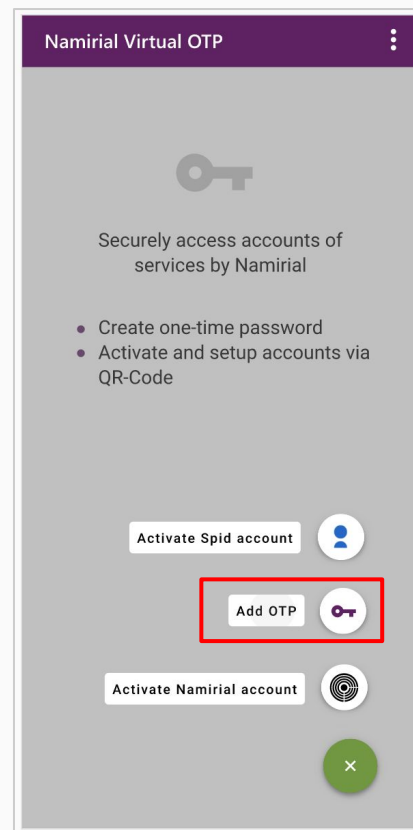
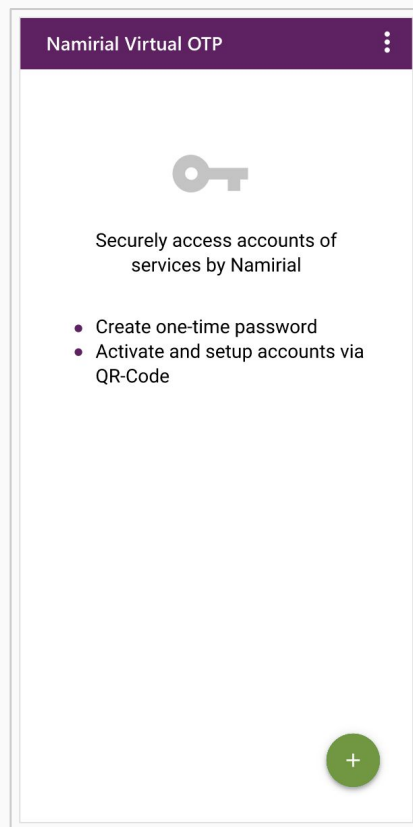


How to create an OTP

Once the app is started, this will be shown in your screen.

To create a new OTp follow these steps:

- Click on the bottom right green “+”
- Click on Add OTP



Add an OTP

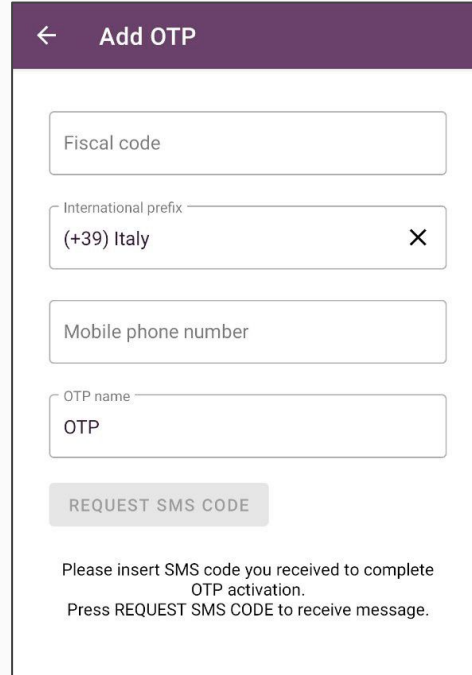
In order to create an otp it is required to select and insert the **document type**:

1. **International** (*ID Doc, Passport, Driver License number*)
2. **Italian document** (tax code)
3. **your mobile phone number**

NOTE: (you need to use the same data used in the registration process)

In the field “ **name of otp**” you might choose a name of your choice, this label will help you identify the Otp in the case you have more than one token active simultaneously.

After inserting all your data please click on “ request sms code”



← Add OTP

Fiscal code

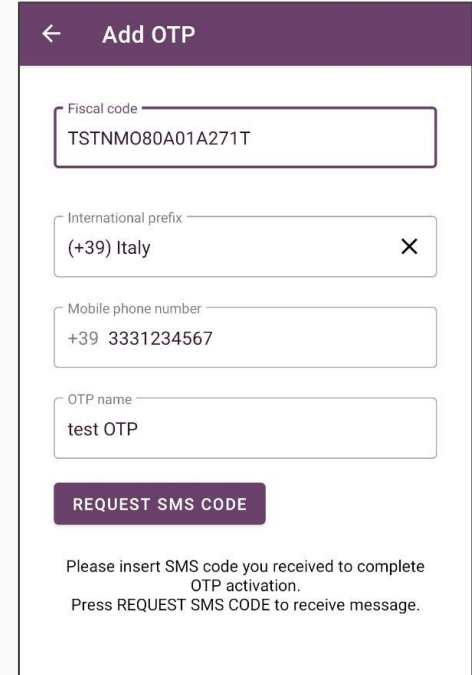
International prefix
(+39) Italy ×

Mobile phone number

OTP name
OTP

REQUEST SMS CODE

Please insert SMS code you received to complete OTP activation.
Press REQUEST SMS CODE to receive message.



← Add OTP

Fiscal code
TSTNM080A01A271T

International prefix
(+39) Italy ×

Mobile phone number
+39 3331234567

OTP name
test OTP

REQUEST SMS CODE

Please insert SMS code you received to complete OTP activation.
Press REQUEST SMS CODE to receive message.

Activate OTP

Enter the numeric code received via SMS and then click on “**Activate OTP**” (**ENABLE OTP**).

← Add OTP

Mobile phone number

+39 3331234567

OTP name

test

Insert activation code you will receive to complete OTP activation.
Press REQUEST SMS CODE to receive message.

REQUEST SMS CODE

Activation code

1234

ENABLE OTP

App Security

For security issues, the app is asking you to create a 6 digits pin to protect your otps.

After completing the procedure the app will ask you if you want to add a biometrical system unlock such as fingerprint recognition and/or facial recognition.

Attention: If you lose your pin you will need to **reinstall** the app and create a new pincode. The pin code is required every time the user wants to open the app

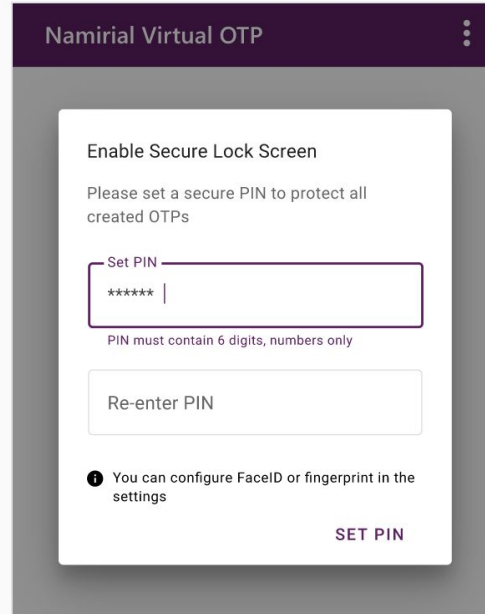


Fig. 1

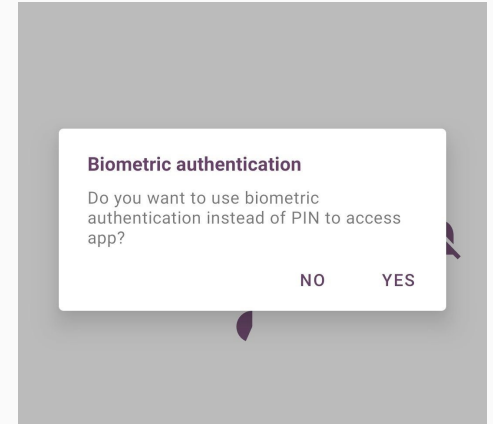


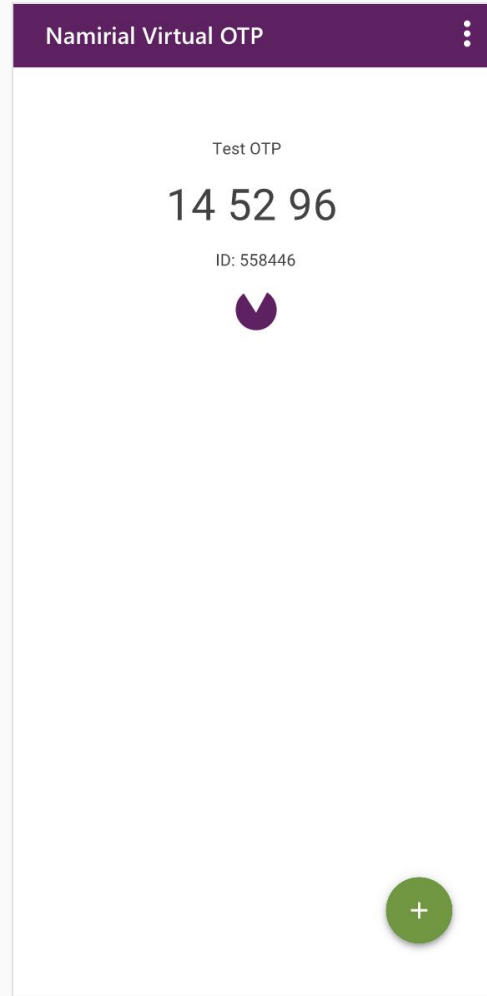
Fig. 2

Completing

Completed the procedure, in the app homepage you will see your new otp.

The following informations will be shown:

- **Name otp:** "test otp"
- **Otp:** 6 digits number
- **Id:** unique code to identify the otp
- **Timer:** time remaining for the otp (30 sec max)



More information and useful tips

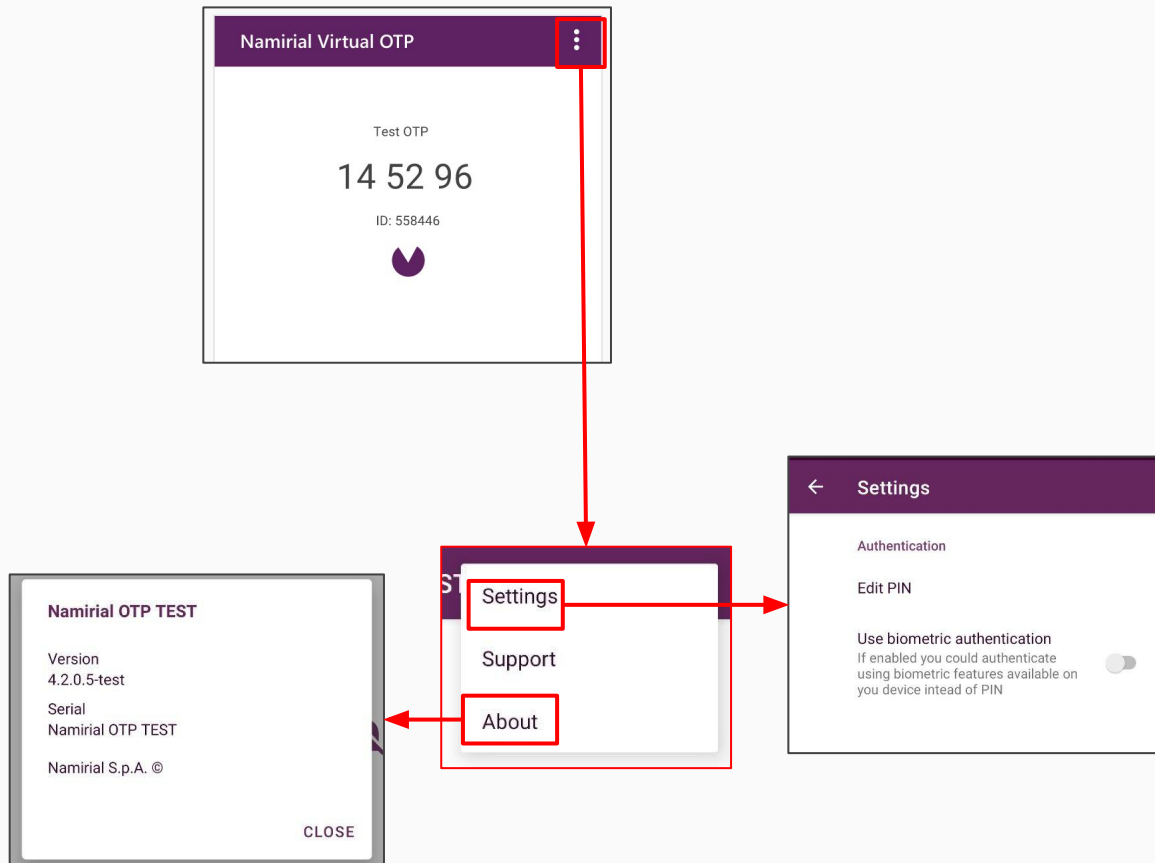
Settings and useful information

In order to open settings please click on the top right three dots icon.

Settings: allows you to change pin and turn on the biometrical recognition features

About: shows which version of the app is now run.

Support: opens up to our channel of support



Q&A

Q: I forgot my app Pin, how can i recover it?

A: You will need to reinstall the app and create a new pin

Q: Where do I find the informations about the app version?

A: Top right corner > about

Q: How do I change otp?

A: Top right corner > settings

Q: Can I set up another person's otp in my phone?

A: Yes, you will need tax code and phone number of the owner, then he will receive his activation code

Q: I changed phone, what should I do?

A: You will install again the app and run the same process

Q: Can I avoid to put in my pin every time?

A: No, it is done for security reasons.

Q: I updated the app, why is it asking me to create a new pin? Why I cannot use the old pin?

A: with the latest update is it mandatory to create a 6 digits pin code.

Common Mistakes

User not found with provided data: the data you have inserted are not correct.

OTP Errato: the otp code entered during activation is not synchronized with Namirial servers check that the device time is not set to manual.

Error

User not found with provided data

OK

Error

There was an error during
OTP activation
Reason: Codice OTP errato, riprovare
con il prossimo codice (Cod. 2004)

OK

Thank you for following this brief guide
about activating Namirial OTP.